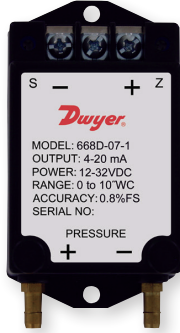


COMPACT DIFFERENTIAL PRESSURE TRANSMITTERS

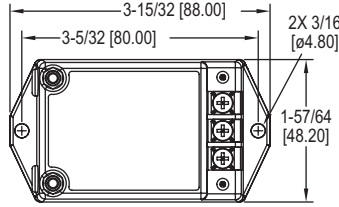
Ranges from 0.1 to 100 in w.c., Overpressure Protection to 15 psig, ±0.8% Accuracy



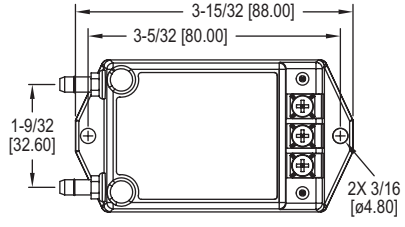
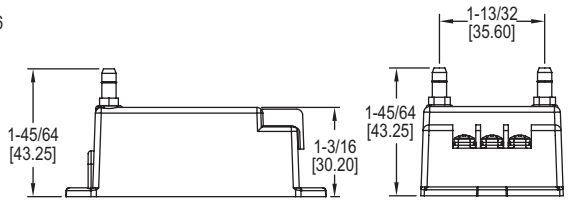
668B



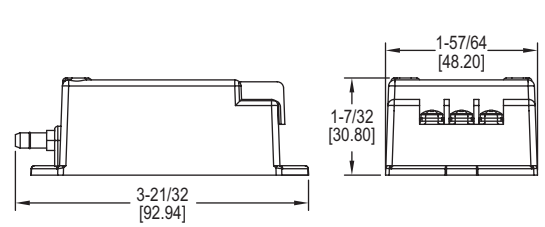
668D



668B



668D



Our low cost **Series 668B/D Compact Differential Pressure Transmitters** are capable of sensing differential gage pressure with ±0.8% FS accuracy, and converts this pressure difference to a proportional high level analog output for both unidirectional and bi-directional pressure ranges. These transmitters can withstand up to 15 psig overpressure with no damage to the unit. The compact, lightweight design makes installation simple and easy. Units are protected against incorrect wiring, and include a protective terminal cover.

FEATURES/BENEFITS

- Protection from 15 psi overpressure & incorrect wiring
- High accuracy at low pressure ranges
- Two package selections allows easy device mounting to best fit application pressure connections

APPLICATIONS


- HVAC and VAV control
- Clean rooms and isolation rooms
- Duct static pressure measurement

SPECIFICATIONS

- Service:** Air and non-conductive gases.
- Accuracy:** ±0.8% FS.
- Temperature Limits:** Operating: 0 to 170°F (-18 to 77°C); Storage: -40 to 185°F (-40 to 85°C).
- Pressure Limits:** 15 psig (1.0 bar).
- Thermal Effects:** ±0.03% FS/°F (±0.054% FS/°C).
- Compensated Range:** From 40 to 170°F (4.4 to 77°C).
- Power Requirements:** 12-32 VDC.
- Output Signals:** 4-20 mA (2-wire), 0-10 VDC (3-wire), or 0-5 VDC (3-wire).
- Zero Adjustment:** Accessible under the small terminal cover.
- Electrical Connection:** Terminal strip.
- Process Connection:** 3/16" OD barbed brass for 1/8" ID push-on tubing.
- Enclosure:** Stainless steel and PC+ABS alloy, UL 94 V-0 rated.
- Weight:** 4.0 oz (113 g).

MODEL CHART			
Example	668	B	-08 -1 668B-08-1
Series	668		Compact differential pressure transmitter
Connection		B D	Front Bottom
Unidirectional Pressure Ranges		01	0 to 0.1 in w.c.
		21	0 to 0.2 in w.c.
		02	0 to 0.25 in w.c.
		22	0 to 0.4 in w.c.
		03	0 to 0.5 in w.c.
		04	0 to 1 in w.c.
		05	0 to 2.5 in w.c.
		06	0 to 5 in w.c.
		07	0 to 10 in w.c.
		08	0 to 25 in w.c.
		09	0 to 50 in w.c.
		10	0 to 100 in w.c.
		12	0 to ±0.1 in w.c.
		13	0 to ±0.25 in w.c.
		14	0 to ±0.5 in w.c.
		15	0 to ±1 in w.c.
		16	0 to ±2.5 in w.c.
		17	0 to ±5 in w.c.
		18	0 to ±10 in w.c.
	19	0 to ±25 in w.c.	
Output		1	4 to 20 mA
		2	0 to 10 VDC
		3	0 to 5 VDC

ACCESSORIES	
Model	Description
A-TC	Replacement protective terminal cover



OPTIONS	
Use order code:	Description
NISTCAL-PT1	NIST traceable calibration certificate

USA: California Proposition 65
 ⚠️ WARNING: Cancer and Reproductive Harm - www.P65Warnings.ca.gov