

## Rotary Actuator Accessories

### Direct Mount Actuator Accessories (Part 1 of 4)

	Code Number	Description	Qty	Non-Spring Return							Spring Return								
				M(VA)9104(6)-AGx-2Nxx	M9102(4)-xGA-xS	M9106(9)-xGx-2	M9108	M(VA)9300	M9116	M9124	M9132	M(VA)9203	M(VA)9208	M9220					
VAV Accessories	CBL-2000-1	20 in. wire harness, actuator/transmitter to controller	1	■															
	CBL-2000-2	20 in. cable, actuator/transmitter to controller, plenum rated	1	■															
	CBL-2000-3	72 in. cable, actuator/transmitter To controller, plenum rated	1	■															
	DPT-2015-0	Differential pressure transmitter, 0 to 1-1/2 in. W.C. (0 to 374 Pa.)	1	■															
Shaft Couplers / Position Indicators	M9000-606	Position indicators	5					■					■	■					
	M9000-611	Position indicators	5															■	
	M9000-154	Jackshaft coupler kit, M9108 (16) (24) (32) Series (Ø 1 in.)	1				■		■	■	■								
	M9203-601	Standard coupler kit, M9203 Series (Ø 1/4 to 1/2 in.) (□ 1/4 to 5/16 in.)	1										■						
	M9203-602	Retainer for M9203 coupler	5										■						
	M9208-601	Standard coupler kit, M9208 Series (Ø 5/16 to 5/8 in.) (□ 1/4 to 1/2 in.)	1															■	
	M9208-600	Large coupler kit, M9208 Series (Ø 1/2 to 3/4 in.) (□ 3/8 to 9/16 in.)	1															■	
	M9220-601	Standard coupler kit M9220 Series (1/2 to 3/4 in.) (□ 3/8 to 1/2 in.)	1																■
	M9220-600	Jackshaft coupler kit, M9220 Series (3/4 to 1-1/16 in.) (□ 5/8 to 3/4 in.)	1																■
	M9220-610	10 mm square shaft adapter with retainer	1																■
	M9220-612	12 mm square shaft adapter with retainer	1																■
	M9220-614	14 mm square shaft adapter with retainer	1																■
	M9208-602	Retainer for M9208 coupler	5																■
	M9220-602	Retainer for M9220 coupler	5																■
M9310-600	Damper Shaft Adaptor for VA9300 actuators	1						■											
Mounting Brackets	M9000-152	Reinforcement plate for mounting to thin sheet metal	1				■		■	■	■							■	
	M9000-158	Tandem mounting bracket	1				■		■	■	■							■	
	M9000-160	Anti-rotation bracket	1			■	■		■	■	■								
	M9000-604	Anti-rotation bracket	1						■				■	■				■	

(Continued)

Direct Mount Actuator Accessories (Part 2 of 4)

	Code Number	Description	Qty	Non-Spring Return							Spring Return					
				M(VA)9104(6)-AGx-2Nxx	M9102(4)-xGA-xS	M9106(9)-xGx-2	M9108	M(VA)9300	M9116	M9124	M9132	M(VA)9203	M(VA)9208	M9220		
Damper Linkages / Accessories	DMPR-KC003	Blade pin extension (Ø 1/2 x 7 in.) for D1300 dampers	1			■	■	■	■	■	■	■	■	■	■	
	DMPR-KC054	Damper blade arm for D1300 dampers	1				■		■	■	■		■	■	■	
	DMPR-KC100	Damper blade linkage for D1300 dampers	1				■		■	■	■		■	■	■	
	DMPR-KC102	Damper push rod, Ø 5/16 x 48 in. length	1				■		■	■	■		■	■	■	
	DMPR-KC254	Damper mount linkage kit for D1300 dampers	1				■		■	■	■					
	DMPR-KC260	Damper mount linkage kit for D1300 dampers	1												■	
	DMPR-KC300	Ball joint for Ø 5/16 in. rod, 1/4-20 x 9/16 in. thread mount	10			■	■		■	■	■					■
	M9000-150	Damper mount linkage kit for D1300 dampers	1				■		■	■	■					
	M9000-151	Remote mounting kit with crankarm and damper linkage	1				■	■	■	■						
	M9000-153	Crankarm kit	1				■		■	■	■					■
	M9000-170	Remote mounting kit (horizontal) with crankarm	1													■
	M9000-171	Remote mounting kit (vertical) with crankarm	1													■
	M9000-270	Remote mounting kit (horizontal) with crankarm and damper linkage for D1300 dampers	1													■
	M9000-271	Remote mounting kit (vertical) with crankarm and damper linkage for D1300 dampers	1													■
	M9000-400	Jackshaft mounting kit, Ø 1/2 to 1.05 in.	1				■	■	■	■	■			■	■	■
	M9000-402	Replacement hardware for M9000-400 jackshaft mounting kit	1				■		■	■	■			■	■	■
	M9000-605	Ball joint for Ø 1/4 or 5/16 in. rods, 5/16-24 x 33/64 in. thread mount	5										■	■	■	■
	M9203-100	Remote mounting kit with crankarm	1										■			
	M9203-110	Universal mounting kit	1										■			
	M9203-115	Universal mounting kit with crankarm	1										■			
	M9203-150	Crankarm kit	1										■			
	M9203-250	Remote mounting kit with crankarm and damper linkage for D1300 dampers	1										■			
	M9208-100	Remote mounting kit with crankarm	1												■	
	M9208-150	Crankarm kit	1												■	
M9208-250	Remote mounting kit with crankarm and damper linkage for D1300 dampers	1												■		
M9220-605	Ball joint for M8x1.25 threaded rod, M8x1.25 x 16.5 mm thread mount	5													■	

(Continued)

Direct Mount Actuator Accessories (Part 3 of 4)

	Code Number	Description	Qty	Non-Spring Return							Spring Return					
				M(VA)9104(6)-AGx-2Nxx	M9102(4)-xGA-xS	M9106(9)-xGx-2	M9108	M(VA)9300	M9116	M9124	M9132	M(VA)9203	M(VA)9208	M9220		
Valve Linkages	M9000-155	Manual handle	1				■		■	■	■					
	M9000-518	Ball valve linkage for non-spring return, 2-1/2 to 6 in. VG1000 flanged valves with 11 mm square stem	1							■						
	M9000-519	Ball valve linkage for spring return, 2-1/2 to 6 in. VG1000 flanged valves with 11 mm square stem	1												■	
	M9000-520	Ball valve linkage, special and larger valve applications	1			■										
	M9000-530	Linkage for 2-1/2 in. flanged iron globe valves for single actuator mounting	1						■	■					■	
	M9000-531	Linkage for 3 in. flanged iron globe valves for single actuator mounting	1							■	■					■
		Linkage for 4 in. flanged iron globe valves for single actuator mounting	1								■					■
	M9000-532	Linkage for 3 in. flanged iron globe valves for tandem actuator mounting	1							■	■					■
		Linkage for 4 in. flanged iron globe valves for tandem actuator mounting	1								■					■
	M9000-533	Linkage for 5 in. flanged iron globe valves for single actuator mounting	1								■					■
	M9000-534	Linkage for 5 in. flanged iron globe valves for tandem actuator mounting	1								■					■
	M9000-535	Linkage for 6 in. flanged iron globe valves for single actuator mounting	1								■					■
	M9000-536	Linkage for 6 in. flanged iron globe valves for tandem actuator mounting	1								■					■
	M9000-537	Linkage for 4 in. flanged iron globe valves for tandem actuator mounting	1								■					■
	M9000-551	Ball valve linkage, 1/2 to 1 in. hot/chilled water applications	1		■											
	M9000-560	Ball valve linkage, 1/2 to 2 in. hot/chilled water applications	1										■	■		
	M9000-561	Thermal barrier	1		■				■				■	■		
	M9000-607	Position indicators, VA9203 and VA9208 Series														
	M9000-610	Tandem actuator adapter kit for VG2000 Series iron globe valve linkages	1							■						■
	M9310-500	Ball valve linkage kit for M9310 on VG1000 Series valves							■							
Weather Shields	M9000-310	Weather shield NEMA 3R, control dampers and VG2000 Series iron globe valve linkages, non-spring return	1			■	■		■	■	■					
	M9000-320	Weather shield NEMA 3R, control dampers and VG2000 Series iron globe valve linkages, spring return	1												■	
	M9000-322	Weather shield, NEMA 4X (IP66), control dampers	1	■	■			■				■	■			
	M9000-330	Weather shield NEMA 3R, VG1000 Series ball valves with M9000-518 linkage, non-spring return	1				■		■	■						
	M9000-340	Weather shield NEMA 3R, VG1000 Series ball valves with M9000-517 or M9000-519 linkage, spring return	1												■	
	M9000-342	Weather shield, NEMA 4X (IP66), 1/2 to 2 in. VG1000 Series ball valves	1	■	■			■					■	■		
Switch Kit	M9300-1	Auxiliary Switch Kit 1x SPDT	1					■								
	M9300-2	Auxiliary Switch Kit 2x SPDT	1					■								

(Continued)

Direct Mount Actuator Accessories (Part 4 of 4)

	Code Number	Description	Qty	Non-Spring Return							Spring Return			
				M(VA)9104(6)-AG-x-2Nxx	M9102(4)-xGA-xS	M9106(9)-xGx-2	M9108	M(VA)9300	M9116	M9124	M9132	M(VA)9203	M(VA)9208	M9220
Feedback Kit	M9300-1K	Potentiometer Feedback Kit 1k Ohm						■						
	M9300-2K	Potentiometer Feedback Kit 2k Ohm						■						
	M9300-10K	Potentiometer Feedback Kit 10k Ohm						■						
	M9300-140	Potentiometer Feedback Kit 140 Ohm						■						
Adj. Stops	M9203-603	Adjustable stop kit	1									■		
	M9208-603	Adjustable stop kit	1										■	
	M9220-603	Adjustable stop kit	1											■
Wiring Accessories	M9000-105	Pluggable 3-terminal block	1			■	■		■	■	■			
	M9000-106	Pluggable 4-terminal block	1			■								
	M9104-100	Conduit adapter for 3/8 in. flexible metal conduit	10		■									
	M9200-100	Threaded conduit adapters for 1/2 in. electrician's fittings	5											■
Tools	M9300-100	Threaded conduit adapters for 1/2 in. electrician's fittings	5					■					■	
	M9220-604	Manual crank, long, crank radius 2-13/16 in. (75 mm)	5										■	■
Miscellaneous	M9208-605	Manual crank, short, crank radius 1-13/16 in. (46.5 mm)	5										■	
	M9000-103	Transformer, 14 VA Class 2, 120 to 24 VAC 60 Hz	1				■	■	■	■	■	■	■	
	M9000-104	Transformer, 14 VA Class 2, 230 to 24 VAC 60 Hz	1				■	■	■	■	■	■	■	
	Y63T22-0	Transformer, 50 VA Class 2, 120/208/240 to 24 VAC 60 Hz, box mounting	1	■	■	■	■	■	■	■	■	■	■	■
	Y63T31-0	Transformer, 50 VA Class 2, 120/208/240 to 24 VAC 60 Hz, foot/box mounting	1	■	■	■	■	■	■	■	■	■	■	■
	Y64T15-0	Transformer, 92 VA Class 2, 120/208/240 to 24 VAC 60 Hz, foot mounting	1	■	■	■	■	■	■	■	■	■	■	■
	Y64T21-0	Transformer, 92 VA Class 2, 120/208/240 to 24 VAC 60 Hz, box mounting	1	■	■	■	■	■	■	■	■	■	■	■
	Y64T22-0	Transformer, 92 VA Class 2, 120/208/240 to 24 VAC 60 Hz, box mounting	1	■	■	■	■	■	■	■	■	■	■	■
	Y65A13-0	Transformer, 40 VA Class 2, 120 to 24 VAC 60 Hz, foot mounting	1	■	■	■	■	■	■	■	■	■	■	■
	Y65A21-0	Transformer, 40 VA Class 2, 120 to 24 VAC 60 Hz, box mounting	1	■	■	■	■	■	■	■	■	■	■	■
	Y65G13-0	Transformer, 40 VA Class 2, 24 to 24 VAC 60 Hz isolation, foot mounting	1	■	■	■	■	■	■	■	■	■	■	■
	Y65S13-0	Transformer, 40 VA Class 2, 208/240 to 24 VAC 60 Hz, foot mounting	1	■	■	■	■	■	■	■	■	■	■	■
	Y66T12-0	Transformer, 75 VA Class 2, 120/208/240 to 24 VAC 60 Hz, foot mounting	1	■	■	■	■	■	■	■	■	■	■	■
	Y66T13-0	Transformer, 75 VA Class 2, 120/208/240 to 24 VAC 60 Hz, foot mounting	1	■	■	■	■	■	■	■	■	■	■	■

(Continued)

**M9104-AGx-2Nxx and M9106-AGx-2Nxx Series Actuator Accessories**







**M9106-AGA-2N**



**M9106-AGS-2N**

**M9104-AGx-2Nxx and M9106-AGx-2Nxx Series Actuator Accessories**

	Code Number	Description	Qty
<b>Variable Air Volume (VAV) System Accessories</b>			
 <small>(CBL-2000-1.tif)</small>	<b>CBL-2000-1</b>	20 in. (0.5 m) plenum rated wiring harness	1
 <small>(CBL-2000-2.tif)</small>	<b>CBL-2000-2</b>	20 in. (0.5 m) plenum rated wiring harness	1
 <small>(CBL-2000-3.tif)</small>	<b>CBL-2000-3</b>	72 in. (1.8 m) plenum rated wiring harness	1
 <small>(DPT-2015-0.tif)</small>	<b>DPT-2015-0</b>	0 to 1.5 in W.C. (0 to 375 Pa) differential pressure transmitter	1

(Continued)

**M9102-xGA-xS and M(VA)9104-xGA-xS Series Actuator Accessories**



**M9102/9104-xGA-2S**  
(M9102-AGA-2S.tif)



**M9102/9104-xGA-3S**  
(M9102-IGA-3S.tif)

**M9102-xGA-xS and M(VA)9104-xGA-xS Series Actuator Accessories**

	Code Number	Description	Qty
<b>Valve Linkages</b>			
<p>(M9000-550.tif)</p>	<b>M9000-551</b>	VG1000 ball valve linkage (for use with M9104 Series actuators only)	1
<p>(M9000_561.jpg)</p>	<b>M9000-561</b>	Thermal barrier for M9000-560 and M9000-551 ball valve linkages. Permits use of M(VA)9xxx actuators on VG1000 Series ball valves with low-pressure steam	1
<b>Weather Shields</b>			
<p>(M9000_341.jpg)</p>	<b>M9000-342</b>	Weather shield NEMA4x (IP66), 1/2 to 2 in. for VG1000 Series ball valves	1
<b>Wiring Accessories</b>			
<p>(M9104-100.tif)</p>	<b>M9104-100</b>	3/8 in. (10 mm) flexible metal conduit adapter kit (for use with M9102-xxx-2S or M9104-xxx-2S actuators with integrated wiring harness only)	10

**(Continued)**

**M9106-xGx-2 and M9109-xGx-2 Series Actuator Accessories**



**M9106-GGA-2**  
(M9106-GGA-2.tif)

**M9106-xGx-2 and M9109-xGx-2 Series Actuator Accessories**

	Code Number	Description <sup>1</sup>	Qty
<b>Mounting Brackets</b>			
 <small>(M9000-160.tif)</small>	<b>M9000-160</b>	Anti-rotation bracket for M9106(9) and M9108(16)(24)(32) Series actuators	1
<b>Damper Linkages / Accessories</b>			
 <small>(DMPR-KC003.tif)</small>	<b>DMPR-KC003</b>	Blade pin extension (Ø 1/2 x 7 in.) (for use with D1300 dampers only)	1
<b>Valve Linkages</b>			
 <small>(from 14-1297-5)</small>	 <small>(M9000-520.tif)</small>	<b>M9000-520</b> VG1000 ball valve linkage (for special and larger valve applications)	1
<b>Weather Shields</b>			
 <small>(M9000-310.tif)</small>	<b>M9000-310</b>	NEMA 3R weather shield for control dampers	1
<b>Wiring Accessories</b>			
 <small>(M9000-105.tif)</small>	<b>M9000-105</b>	Pluggable 3-terminal block	1
 <small>(M9000-106.tif)</small>	<b>M9000-106</b>	Pluggable 4-terminal block	1

1. Ø means round shaft size (diameter); □ means square shaft size (each side)








(Continued)

M9108, M9116, M9124, and M9132 Series Actuator Accessories



**M9108-AGA-2**  
(M9108-AGA-2.tif)






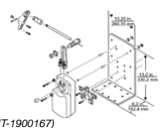




M9108, M9116, M9124, and M9132 Series Actuator Accessories (Part 1 of 4)

	Code Number	Description <sup>1</sup>	Qty
<b>Shaft Couplers / Position Indicators</b>			
 <small>(from LIT-1900167)</small>	 <small>(M9000-154.tif)</small>	<b>M9000-154</b> Jackshaft coupler kit for M9108 (16) (24) (32) Series actuators, (Ø 1 in.)	1
<b>Mounting Brackets</b>			
 <small>(M9000-152.tif)</small>	<b>M9000-152</b>	Reinforcing plate for mounting to thin sheet metal	1
 <small>(M9000-158.tif)</small>	<b>M9000-158</b>	Tandem mounting bracket	1
 <small>(M9000-160.tif)</small>	<b>M9000-160</b>	Anti-rotation bracket	1
<b>Damper Linkages / Accessories</b>			
 <small>(DMPR-KC003.tif)</small>	<b>DMPR-KC003</b>	Blade pin extension (Ø 1/2 x 7 in.) (for use with D1300 dampers only)	1
 <small>(DMPR-KC054.tif)</small>	<b>DMPR-KC054</b>	Blade pin extension (Ø 1/2 x 7 in.) (for use with D1300 dampers only)	1








**(Continued)**

**M9108, M9116, M9124, and M9132 Series Actuator Accessories (Part 2 of 4)**

	Code Number	Description <sup>1</sup>	Qty
 <small>(DMPR-KC100.tif)</small>	<b>DMPR-KC100</b>	Damper blade linkage (for use with D1300 dampers only)	1
 <small>(DMPR-KC102.tif)</small>	<b>DMPR-KC102</b>	Damper push rod, Ø 5/16 x 48 in.	1
 <small>(DMPR-KC260.tif)</small>	<b>DMPR-KC254</b>	Damper mount linkage kit (for use with D1300 dampers only)	1
 <small>(DMPR-KC300)</small>	<b>DMPR-KC300</b>	Ball joint for Ø 5/16 in. rod, 1/4-20 x 9/16 in. thread mount	10
 <small>(M9000-150.tif)</small>	<b>M9000-150</b>	Damper mounting kit for remote, inside-duct mounting an M9108 (16) (24) Series actuator to a three-blade or larger damper	1
 <small>(from LIT-1900167)</small>  <small>(M9000-151.tif)</small>	<b>M9000-151</b>	Remote mounting kit, with crankarm and damper linkage for M9108 (16) (24) Series actuators Use the M9000-151 linkage only on three-blade or larger dampers (not for use with M9132 Series actuators or tandem applications)	1
 <small>(M9000-153.tif)</small>	<b>M9000-153</b>	Crankarm kit (not for use with M9132 Series actuators or tandem applications)	1
 <small>(M9000_400.jpg)</small>	<b>M9000-400</b>	Jackshaft mounting kit, Ø 0.5 to 1.05 in.	1
 <small>(M9000_402.jpg)</small>	<b>M9000-402</b>	Replacement hardware for M9000-400 jackshaft mounting kit	1






(Continued)

M9108, M9116, M9124, and M9132 Series Actuator Accessories (Part 3 of 4)

	Code Number	Description <sup>1</sup>	Qty
<b>Valve Linkages</b>			
 <small>(M9000-155.tif)</small>	<b>M9000-155</b>	Manual handle	1
 <small>(M9000-518.tif)</small>	<b>M9000-518</b>	Ball valve linkage for non-spring return, 2-1/2 to 6 in. VG1000 flanged valves with 11 mm square stem	1
 <small>(M9000-531.tif)</small>	<b>M9000-530</b>	VG2000 linkage kit for single M9116 (24) Series electric actuator and Johnson Controls® 2-1/2 in. cast iron globe valves with 3/8 in. stems	1
	<b>M9000-531</b>	VG2000 linkage kit for a single M9116 (24) Series electric actuator and Johnson Controls 3 to 4 in. cast iron globe valves with 3/8 in. stems	1
	<b>M9000-533</b>	VG2000 linkage kit for a single M9124 Series electric actuator and Johnson Controls 5 in. cast iron globe valves with 1/2 in. stems	1
	<b>M9000-535</b>	VG2000 linkage kit for a single M9124 Series electric actuator and Johnson Controls 6 in. cast iron globe valves with 1/2 in. stems	1
 <small>(M9000-534.tif)</small>	<b>M9000-532</b>	VG2000 linkage kit for tandem M9124 Series electric actuators and Johnson Controls 3 to 4 in. cast iron globe valves with 3/8 in. stems	1
	<b>M9000-534</b>	VG2000 linkage kit for tandem M9124 Series electric actuators and Johnson Controls 5 in. cast iron globe valves with 1/2 in. stems	1
	<b>M9000-536</b>	VG2000 linkage kit for tandem M9124 Series electric actuators and Johnson Controls 6 in. cast iron globe valves with 1/2 in. stems	1
	<b>M9000-537</b>	VG2000 linkage kit for tandem M9124 Series electric actuators and Johnson Controls 3 to 4 in. cast iron globe valves with 1/2 in. stems	1
 <small>(M9000-610.tif)</small>	<b>M9000-610</b>	Tandem actuator adapter kit for VG2000 Series iron globe valve linkages (not for use with the M9000-530 linkage)	1

(Continued)

M9108, M9116, M9124, and M9132 Series Actuator Accessories (Part 4 of 4)

	Code Number	Description <sup>1</sup>	Qty
<b>Weather Shields</b>			
 <small>(M9000-310.tif)</small>	M9000-310	NEMA 3R weather shield for control dampers or M9000-53x linkage kits on VG2000 Series cast iron flanged globe valves	1
 <small>(M9000-330.tif)</small>	M9000-330	NEMA 3R weather shield for VG1000 Series non-spring-return ball valves with M9000-518 linkage	1
<b>Wiring Accessories</b>			
 <small>(M9000-105.tif)</small>	M9000-105	Pluggable 3-terminal block	
<b>Miscellaneous (Unique to M9108[16][24][32] Series Actuators)</b>			
 <small>(M9000-103.tif)</small>	M9000-103	Transformer, Class 2, 120/24 VAC	1
 <small>(M9000-104.tif)</small>	M9000-104	Transformer, Class 2, 230/24 VAC	1

1. Ø means round shaft size (diameter); □ means square shaft size (each side)

**(Continued)**

**M(VA)9310 Series Actuator Accessories**







**M9300**





**VA9300**

**Accessories (Order Separately)**


	Code Number	Description	Qty
<b>Damper Linkages / Accessories</b>			
	<b>DMPR-KC003</b>	Blade pin extension (Ø 1/2 x 7 in.) (for use with D1300 dampers only)	1
 <small>(M9000_400.jpg)</small>	<b>M9000-400</b>	Jackshaft mounting kit, Ø 0.5 to 1.05 in.	1
<b>Weather Shields</b>			
 <small>(M9000_321.jpg)</small>	<b>M9000-322</b>	Weather shield NEMA 4x (IP66), for M9300 on dampers	1
	<b>M9000-342</b>	Weather shield NEMA4x (IP66), 1/2 to 2 in. for VA9300 on VG1000 Series ball valves	1

**(Continued)**

**Accessories (Order Separately)**

	Code Number	Description	Qty
<b>Valve Linkages</b>			
 <p><small>(M9000_561.jpg)</small></p>	<b>M9000-561</b>	Thermal barrier	1
<b>Mounting Brackets</b>			
 <p><small>(M9000_604.jpg)</small></p>	<b>M9000-604</b>	Anti-rotation bracket	1
<b>Shaft Couplers / Position Indicators</b>			
	<b>M9000-606</b>	Position indicators, M9203, M9208, and M9300 Series	1
	<b>M9300-2</b>	Auxiliary Contact Kit	1
	<b>M9300-100</b>	Threaded Conduit Adapters for 1/2 in. electrician's fittings	5
	<b>M9300-140</b>	Feedback Potentiometer 140k ohms	1

Accessories (Order Separately)

	Code Number	Description	Qty
	M9000-151	Remote mounting kit, with crank arm and damper linkage for M9108 (16) (24) Series Actuators	1
	M9300-1K	Feedback Potentiometer 1k ohms	1
	M9300-2K	Feedback Potentiometer 2k ohms	1
	M9300-10K	Feedback Potentiometer 10k ohms	1
	M9310-500	Replacement VA9300 valve linkage kit	1
	M9310-600	Replacement M9300 gripper assembly	1





(Continued)

M(VA)9203 Series Actuator Accessories










M9203-GGB-2  
(M9203.jpg)

M(VA)9203 Series Actuator Accessories (Part 1 of 4)

	Code Number	Description <sup>1</sup>	Qty
<b>Shaft Couplers / Position Indicators</b>			
 <small>(M9000_606.jpg)</small>	M9000-606	Position indicators, M9203 and M9208 Series	5
 <small>(M9203_601.jpg)</small>	M9203-601	Standard coupler kit, M9203 Series (Ø 1/4 to 1/2 in.) (□ 1.4 to 5/16 in.)	1
 <small>(M9203_602.jpg)</small>	M9203-602	Retainer for M9203 coupler	5
<b>Mounting Brackets</b>			
 <small>(M9000_604.jpg)</small>	M9000-604	Anti-rotation bracket	1

(Continued)

M(VA)9203 Series Actuator Accessories (Part 2 of 4)

	Code Number	Description <sup>1</sup>	Qty
<b>Weather Shields</b>			
 <small>(M9000_321.jpg)</small>	<b>M9000-322</b>	Weather shield NEMA 4x (IP66), control dampers	1
 <small>(M9000_341.jpg)</small>	<b>M9000-342</b>	Weather shield NEMA 4x (IP66), 1/2 to 2 in. VG1000 Series ball valves	1
<b>Damper Linkages / Accessories</b>			
 <small>(DMPR-KC003.tif)</small>	<b>DMPR-KC003</b>	Blade pin extension (Ø 1/2 x 7 in.) (for use with D1300 dampers only)	1
 <small>(DMPR-KC054.tif)</small>	<b>DMPR-KC054</b>	Damper blade arm (for use with D1300 dampers only)	1
 <small>(DMPR-KC100.tif)</small>	<b>DMPR-KC100</b>	Damper blade linkage (for use with D1300 dampers only)	1
 <small>(DMPR-KC102.tif)</small>	<b>DMPR-KC102</b>	Blade pin extension (Ø 1/2 x 7 in.) (for use with D1300 dampers only)	1
 <small>(M9203_100.jpg)</small>	<b>M9203-100</b>	Remote mounting kit with crankarm	1






(Continued)

M(VA)9203 Series Actuator Accessories (Part 3 of 4)

	Code Number	Description <sup>1</sup>	Qty
 <p>(M9203_110.jpg)</p>	M9203-110	Universal mounting kit	1
 <p>(M9203_115.jpg)</p>	M9203-115	Universal mounting kit with crankarm	1
 <p>(M9203_150.jpg)</p>	M9203-150	Crankarm kit	1
 <p>(M9203_250.jpg)</p>	M9203-250	Remote mounting kit with crankarm and damper linkage for D1300 dampers	1
 <p>(M9000_605.jpg)</p>	M9000-605	Ball joint for Ø 1/4 and Ø 5/16 in. rods, 5/16-24 x 33/64 in. thread mount	5
<b>Adjustable Stops</b>			
 <p>(M9203_603.jpg)</p>	M9203-603	Adjustable stop kit	1

**(Continued)**

**M(VA)9203 Series Actuator Accessories (Part 4 of 4)**

	Code Number	Description <sup>1</sup>	Qty
<b>Valve Linkages</b>			
 <small>(M9000_607.jpg)</small>	<b>M9000-607</b>	Position indicators, VA9203 and VA9208 Series	5
 <small>(M9000-560.jpg)</small>	<b>M9000-560</b>	Ball valve linkage for spring return, 1/2 to 2 in. hot and chilled water applications	1
 <small>(M9000_561.jpg)</small>	<b>M9000-561</b>	Thermal barrier	1

1. Ø means round shaft size (diameter); □ means square shaft size (each side)








(Continued)

M(VA)9208 Series Actuator Accessories



**M9208-BAC-3**  
(M9208-BAC-3.tif)










M(VA)9208 Series Actuator Accessories (Part 1 of 3)

	Code Number	Description <sup>1</sup>	Qty
<b>Shaft Couplers / Position Indicators</b>			
 (M9000-600.tif)	<b>M9208-600</b>	Large coupler kit for use with M9208 Series actuators (Ø 1/2 to 3/4 in. and □ 3/8 to 9/16 in.)	1
 (M9000-601.tif)	<b>M9208-601</b>	Standard coupler kit for use with M9208 Series actuators (Ø 5/16 to 5/8 in. and □ 1/4 to 1/2 in.)	1
 (M9208-602.tif)	<b>M9208-602</b>	Retainer for M9208 coupler	5
<b>Mounting Brackets</b>			
 (M9000-604.tif)	<b>M9000-604</b>	Anti-rotation bracket	1
<b>Tools</b>			
 (M9220-604.tif)	<b>M9220-604</b>	Long manual crank, 2-13/16 in. (72 mm) crank radius	5
 (M9208-605.tif)	<b>M9208-605</b>	Short manual crank, 1-13/16 in. (47 mm) crank radius	5
 (M9000_321.jpg)	<b>M9000-322</b>	Weather shield NEMA 4X(IP66), control dampers	1

The performance specifications are nominal and conform to acceptable industry standards. For applications at conditions beyond these specifications, consult the local Johnson Controls office. Johnson Controls shall not be liable for damages resulting from misapplication or misuse of its products. © 2017 Johnson Controls [www.johnsoncontrols.com](http://www.johnsoncontrols.com)





(Continued)

M(VA)9208 Series Actuator Accessories (Part 2 of 3)

	Code Number	Description <sup>1</sup>	Qty
<b>Weather Shields</b>			
 <small>(M9000_341.jpg)</small>	<b>M9000-342</b>	Weather shield NEMA 4X(IP66), 1/2 to 2 in. VG1000 Series ball valves	1
<b>Damper Linkages / Accessories</b>			
 <small>(DMPR-KC003.tif)</small>	<b>DMPR-KC003</b>	Blade pin extension (Ø 1/2 x 7 in.) (for use with D1300 dampers only)	1
 <small>(DMPR-KC054.tif)</small>	<b>DMPR-KC054</b>	Damper blade arm (for use with D1300 dampers only)	1
 <small>(DMPR-KC100.tif)</small>	<b>DMPR-KC100</b>	Damper blade linkage (for use with D1300 dampers only)	1
 <small>(DMPR-KC102.tif)</small>	<b>DMPR-KC102</b>	Damper push rod, Ø 5/16 x 48 in.	1
 <small>(M9000_400.jpg)</small>	<b>M9000-400</b>	Jackshaft mounting kit, Ø 0.5 to 1.05 in.	
 <small>(M9000_402.jpg)</small>	<b>M9000-402</b>	Replacement hardware for M9000-400 jackshaft mounting kit	
 <small>(M9000_605.jpg)</small>	<b>M9000-605</b>	Ball joint for Ø 1/4 and Ø 5/16 in. rods, 5/16-24 x 33/64 in. thread mount	5
 <small>(M9208-100.tif)</small>	<b>M9208-100</b>	Remote mounting kit with crankarm	1

**(Continued)**

**M(VA)9208 Series Actuator Accessories (Part 3 of 3)**

	Code Number	Description <sup>1</sup>	Qty
<b>Damper Linkages / Accessories</b>			
 <small>(M9208-150.tif)</small>	M9208-150	Crankarm kit	1
 <small>(M9208-250.tif)</small>	M9208-250	Remote mounting kit with crankarm and damper linkage (for use with D1300 dampers only)	1
<b>Adjustable Stops</b>			
 <small>(M9208-603.tif)</small>	M9208-603	Adjustable stop kit	1
<b>Wiring Accessories</b>			
 <small>(M9200_100.jpg)</small>	M9200-100	Threaded conduit adapters for 1/2 in. electrician's fittings	1

1. Ø means round shaft size (diameter); □ means square shaft size (each side)









(Continued)

M9220 Series Actuator Accessories



M9220-BAC-3  
(M9220-BAC-3.tif)











M9220 Series Actuator Accessories (Part 1 of 4)

	Code Number	Description <sup>1</sup>	Qty
<b>Shaft Couplers / Position Indicators</b>			
 (M9000-611.tif)	M9000-611	Position indicators for use with M9220 Series actuators	5
 (M9220-600A.tif)	M9220-600	Jackshaft coupler kit for use with M9220 Series actuators Ø 3/4 in. to 1-1/16 in. (19 to 27 mm) round shafts; or 5/8 and 3/4 in. (16, 18 and 19 mm) square shafts	1
 (M9220-601.tif)	M9220-601	Standard coupler kit for use with M9220 Series actuators Ø 1/2 to 3/4 in. (12 to 19 mm) round shafts; or 3/8 and 1/2 in. (10, 12 and 14 mm) square shafts	1
 (M9220-602.tif)	M9220-602	Retainer for M9220 coupler	5
 (M9220-610.tif)  (M9220-602.tif)	M9220-610	10 mm square shaft adapter with retainer	1
	M9220-612	12 mm square shaft adapter with retainer	1
	M9220-614	14 mm square shaft adapter with retainer	1
<b>Mounting Brackets</b>			
 (M9000-152.tif)	M9000-152	Reinforcing plate for mounting to thin sheet metal	1
 (M9000-158.tif)	M9000-158	Tandem mounting bracket	1

The performance specifications are nominal and conform to acceptable industry standards. For applications at conditions beyond these specifications, consult the local Johnson Controls office. Johnson Controls shall not be liable for damages resulting from misapplication or misuse of its products. © 2017 Johnson Controls [www.johnsoncontrols.com](http://www.johnsoncontrols.com)








(Continued)

M9220 Series Actuator Accessories (Part 2 of 4)

	Code Number	Description <sup>1</sup>	Qty
 <small>(M9000-604.tif)</small>	M9000-604	Anti -rotation bracket	1
<b>Damper Linkages / Accessories</b>			
 <small>(DMPR-KC003.tif)</small>	DMPR-KC003	Blade pin extension (Ø 1/2 x 7 in.) (for use with D1300 dampers only)	1
 <small>(DMPR-KC054.tif)</small>	DMPR-KC054	Damper blade arm (for use with D1300 dampers only)	1
 <small>(DMPR-KC100.tif)</small>	DMPR-KC100	Damper blade linkage (for use with D1300 dampers only)	1
 <small>(DMPR-KC102.tif)</small>	DMPR-KC102	Damper push rod, Ø 5/16 x 48 in.	1
 <small>(DMPR-KC260.tif)</small>	DMPR-KC260	Damper mount linkage kit (for use with D1300 dampers only)	1
 <small>(M9000-153.tif)</small>	M9000-153	Crankarm kit (not for use with M9132 series actuators or tandem applications)	1
 <small>(M9000-170.tif)</small>	M9000-170	Remote mounting kit (horizontal) with crankarm and ball joint	1
 <small>(M9000-171.tif)</small>	M9000-171	Remote mounting kit (vertical) with crankarm and ball joint	1
 <small>(M-9000-270.tif)</small>	M9000-270	Remote mounting kit (horizontal) with crankarm and damper linkage (for use with D1300 dampers only)	1

(Continued)








M9220 Series Actuator Accessories (Part 3 of 4)

	Code Number	Description <sup>1</sup>	Qty
 <small>(M9000-271.tif)</small>	M9000-271	Remote mounting kit (vertical) with crankarm and damper linkage (for use with D1300 dampers only)	1
 <small>(M9000_400.jpg)</small>	M9000-400	Jackshaft mounting kit, Ø 0.5 to 1.05 in.	1
 <small>(M9000_402.jpg)</small>	M9000-402	Replacement hardware for M9000-400 jackshaft mounting kit	1
 <small>(M9000_605.jpg)</small>	M9000-605	Ball joint for Ø 1/4 and Ø 5/16 in. rods, 5/16-24 x 33/64 in. thread mount	5
 <small>(M9220-605.tif)</small>	M9220-605	Ball joint for M8x1.25 threaded rod, M8x1.25 x 16.5 mm thread mount	5
<b>Valve Linkages</b>			
 <small>(M9000-518.tif)</small>	M9000-519	Ball valve linkage for spring return, 2-1/2 to 6 in. VG1000 flanged valves with 11 mm square stem	1
 <small>(M9000-531.tif)</small>	M9000-530	VG2000 linkage kit for M9220 Series electric actuator and Johnson Controls 2-1/2 in. cast iron globe valves with 3/8 in. stems	1
	M9000-531	VG2000 linkage kit for a single M9220 Series electric actuator and Johnson Controls 3 in. and 4 in. cast iron globe valves with 3/8 in. stems	1
	M9000-533	VG2000 linkage kit for a single M9220 Series electric actuator and Johnson Controls 5 in. cast iron globe valves with 1/2 in. stems	1
	M9000-535	VG2000 linkage kit for a single M9220 Series electric actuator and Johnson Controls 6 in. cast iron globe valves with 1/2 in. stems	1



(Continued)

M9220 Series Actuator Accessories (Part 4 of 4)





	Code Number	Description <sup>1</sup>	Qty
 <p>(M9000-535.tif)</p>	M9000-532	VG2000 linkage kit for tandem M9220 Series electric actuators and Johnson Controls 3 in. and 4 in. cast iron globe valves with 3/8 in. stems	1
	M9000-534	VG2000 linkage kit for tandem M9220 Series electric actuators and Johnson Controls 5 in. cast iron globe valves with 1/2 in. stems	1
	M9000-536	VG2000 linkage kit for tandem M9220 Series electric actuators and Johnson Controls 6 in. cast iron globe valves with 1/2 in. stems	1
	M9000-537	VG2000 linkage kit for tandem M9220 Series electric actuators and Johnson Controls 3 in. and 4 in. cast iron globe valves with 1/2 in. stems	1
 <p>(M9000-610.tif)</p>	M9000-610	Tandem actuator adapter kit for VG2000 Series iron globe valve linkages (not for use with the M9000-530 linkage)	1
<b>Weather Shields</b>			
 <p>(M9000-320.tif)</p>	M9000-320	NEMA 3R weather shield for control dampers or M9000-53x Series linkage kits on VG2000 Series cast iron flanged globe valves	1
 <p>(M9000-340.tif)</p>	M9000-340	NEMA 5 weather shield for VG1000 Series ball valves with M9000-517 or M9000-519 linkage, spring return	1
<b>Adjustable Stops</b>			
 <p>(M9220-603.tif)</p>	M9220-603	Adjustable stop kit	1
<b>Wiring Accessories</b>			
 <p>(M9200_100.jpg)</p>	M9200-100	Threaded conduit adapters for 1/2 in. electrician's fittings	
<b>Tools</b>			
 <p>(M9220-604.tif)</p>	M9220-604	Manual crank	5

1. Ø means round shaft size (diameter); □ means square shaft size (each side)

(Continued)

Miscellaneous Accessories

Miscellaneous Accessories

	Code Number	Description	Qty
<b>Transformers</b>			
 <small>(Y63T22.tif)</small>	Y63T22-0	Transformer, 50 VA Class 2, 120/208/240 to 24 VAC 60 Hz, box mounting	1
 <small>(Y63T31.tif)</small>	Y63T31-0	Transformer, 50 VA Class 2, 120/208/240 to 24 VAC 60 Hz, foot/box mounting	1
 <small>(Y64T15.tif)</small>	Y64T15-0	Transformer, 92 VA Class 2, 120/208/240 to 24 VAC 60 Hz, foot mounting	1
 <small>(Y64T21.tif)</small>	Y64T21-0	Transformer, 92 VA Class 2, 120/208/240 to 24 VAC 60 Hz, box mounting	1
 <small>(Y64T22.tif)</small>	Y64T22-0	Transformer, 92 VA Class 2, 120/208/240 to 24 VAC 60 Hz, box mounting	1
 <small>(Y65A13.tif)</small>	Y65A13-0	Transformer, 40 VA Class 2, 120 to 24 VAC 60 Hz, foot mounting	1
 <small>(Y65A21.tif)</small>	Y65A21-0	Transformer, 40 VA Class 2, 120 to 24 VAC 60 Hz, box mounting	1
 <small>(Y65G13.tif)</small>	Y65G13-0	Transformer, 40 VA Class 2, 24 to 24 VAC 60 Hz isolation, foot mounting	1
 <small>(Y65S13.tif)</small>	Y65S13-0	Transformer, 40 VA Class 2, 208/240 to 24 VAC 60 Hz, foot mounting	1
 <small>(Y66T12.tif)</small>	Y66T12-0	Transformer, 75 VA Class 2, 120/208/240 to 24 VAC 60 Hz, foot mounting	1
 <small>(Y66T13.tif)</small>	Y66T13-0	Transformer, 75 VA Class 2, 120/208/240 to 24 VAC 60 Hz, foot mounting	1