

## Electric Fancoil Thermostat

**T7600**

*Analog Fancoil Thermostats*

The T7600 Series Modbus LCD thermostats are designed to control heating and cooling through air conditioning unit in commercial and residential application.


Typical applications include the control of fancoil units, floor heating, packaged terminal air conditioners and combination of heating and cooling equipment.

As part of the system, T7600 series thermostat can control two-way or three-way valve and multiplespeed line voltage fan or ECM fan.

T7600 with its large LCD screen displays the working mode (cooling, heating, air venting, floor heating), fan speed, indoor temperature and set point.

T7600 are equipped with Modbus communication, which provide information to building automation system in order to implement enhanced energy saving strategies.



The Thermostats includes six function keys lockable:

Power on/off 

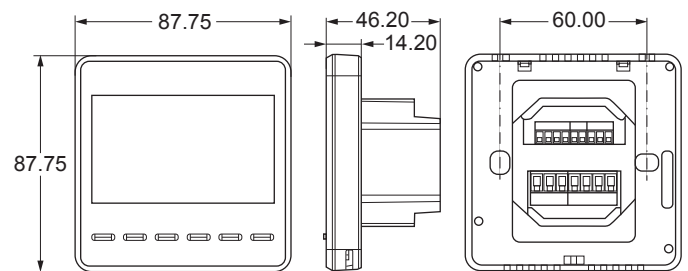
Mode selection **M**

Timer/Functions 

Fan control 

Two adjustment buttons  and 

The T-7600 can be installed on round and square boxes using the mounting plate included in the supply. Once installed the devices will protrude from the wall of 14 mm only.



Dimensions in mm

### Features

- ▶ Flush mount for a stylish appearance
- ▶ Large screen backlighted with timeout
- ▶ Stand Alone or Communicating in Modbus RTU
- ▶ Two or four pipes On/Off or Proportional
- ▶ Multispeed Fan or Proportional Fan speed (ECM)
- ▶ Customizable display can show actual temperature or setpoint only
- ▶ Protected against misuse in public spaces
- ▶ Configurable inputs
- ▶ Function, On/Off Timer, ESP filter control

## Electric Fancoil Thermostat

### T7600

#### Ordering Information

Codes	Power	Mode	Input	Valves Outputs	Fan Controls	Operating Condition	Comm
T7601-TF20-9JS0	100-240 VAC 50/60 Hz	Two or four pipe On/Off Two pipe three wires On/Off Two pipe with floor heating Two pipe with TiO <sub>2</sub> /ESP filter Two pipe proportional (AO) Water source heat pump	<b>Input 1:</b> Remote Sensor or Autochangeover *	2 x SPST Relay 2.2A @ 240 VAC 3.6A in-rush cos $\phi$ 0.98	ECM AO = 0 to 10 V Configurable with Cut-off relay	0 to 40°C 10 - 90 RH% non condensing	Modbus
T7600-TF21-9JS0		Two pipe proportional (AO) Four pipe proportional (AO)	<b>Input 2 Configurable:</b> Occupancy, SP reduction Dew point alarm Shut off Filter alarm	2 x AO 0 to 10 V (100 K Ohms)	3 x SPST Relay 2.2A @ 240 VAC 3.6A in-rush cos $\phi$ 0.98		
T7600-TF20-9JS0		Two or four pipe On/Off Two pipe three wires On/Off Two pipe with floor heating Two pipe with TiO <sub>2</sub> /ESP filter Water source heat pump	2 x SPST Relay 2.2A @ 240 VAC 3.6A in-rush cos $\phi$ 0.98	3 x SPST Relay 2.2A @ 240 VAC 3.6A in-rush cos $\phi$ 0.98			
T7600-TB21-9JA0		Two pipe Proportional with Feedback	<b>Input 1:</b> Remote Sensor or Autochangeover *	<b>Input 2 Configurable:</b> Occupancy, SP reduction Dew point alarm Shut off Filter alarm	<b>Input 3:</b> AI for Valve Motor feedback to BMS		

#### Note

\* Input 1 can be used for remote temperature monitoring or in two pipe system to determine the seasonal changeover. Requires a 10K NTC JC Type II.